

Handout for Holiday Sharing

Designing a Family Story

- Include your audience (in a graphic family tree)
- Include a map (at least one)
- Include sample documents (a few, with transcriptions)
- Include as many pictures and images as you can (actual and representative, with captions)
- Not too long (whether printed <20 pages) or video <10 min)

Ideas to Start Working on Now!

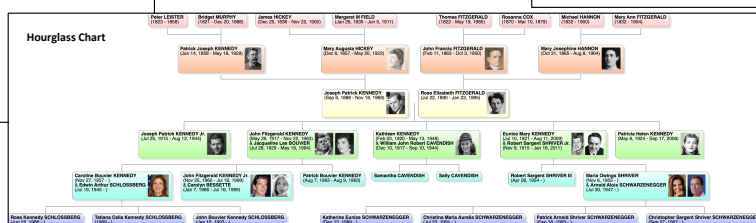
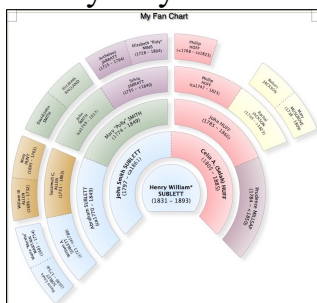
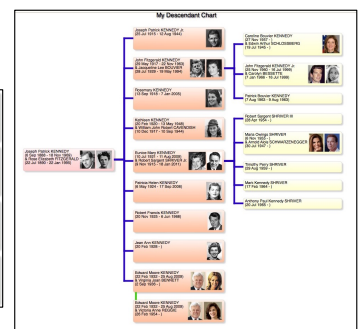
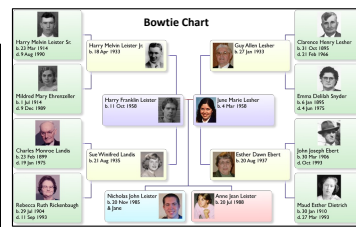
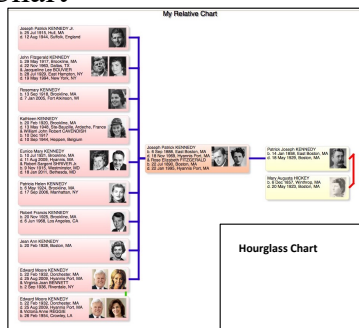
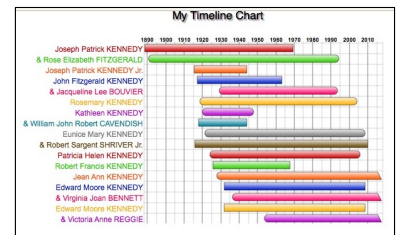
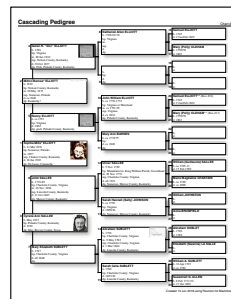
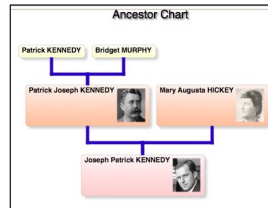
Some Short, Quick Ideas (Crista Cowan calls it Bite-Size)

- Framed photos (with bio/geni info attached)
- Framed trees, esp. fan charts
- Ancestor signatures (esp tree with signatures)
 - <https://familytreemagazine.com/projects/displaying-ancestor-signatures/>
- Short stories about a particular event or aspect
- Do-it-yourself binders and pamphlets
- Make a slide show and connect to TV to show
- Census record – could generate memories of who was living with family or who the neighbors were nearby
- Multiple page family chart – tape together, put on wall for comments and corrections
- Create a calendar with pictures and birthdates
- Using AI (Storyed)

Creating Charts and Trees Made in Reunion:

<https://www.svcg.org/documents/ClassHandouts/ChartsReunion-Oct2020.pdf>

- Ancestor Chart
- Descendant Chart
- Fan Chart
- Relative Chart
- Timeline Chart
- Cascading Pedigree Chart
- Bowtie Chart
- Hourglass Chart
- Everybody Chart



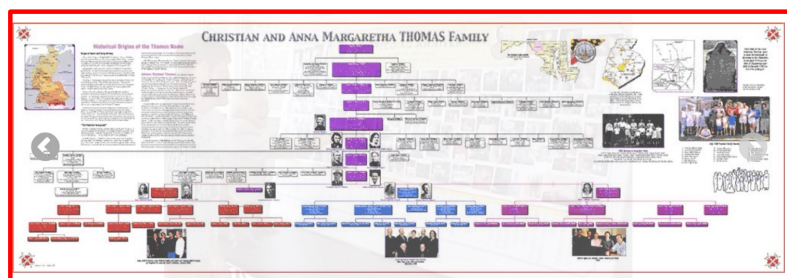

Printing Charts and Trees Made in Reunion:

The number of pages that your chart will take to print is found in the lower left. You can

- print out all the pages and get out the scotch tape,
- save the chart as a pdf to print (one page) or mail to a relative (who can zoom to see the details), or
- save as JPG, PNG, or TIFF and take to FedEx for large scale printing (this may take some experimenting).

The native format in Reunion is a boxchart which can only be opened in Reunion. Heartland Family Graphics specializes in Reunion charts. If you need a really large chart (many feet long), look at their work to see if this might be the solution.

<https://familygraphics.com>




Ideas to Start Working on Now!

Production Ideas

- Produce charts, trees, and books in Reunion
- Use Word, Pages, PowerPoint, Keynote, and Zoom to write and record stories
- Lulu, Shutterfly, StoryWorth – design and print online
- Kinko's/FedEx, Office Depot for local printing
- Home printer for really local printing

Your Projects ...

- Who is your audience (interested genealogists or piquing the interest of family members)?
- What are you producing? (type of item)
- How will you produce it (print book, short book, video, photo)
- Recommendation?



Handout for Charts <https://www.svcgg.org/documents/ClassHandouts/ChartsReunion-Oct2020.pdf>

Heartland Family Graphics <https://familygraphics.com>

Inflation Calculator <https://www.officialdata.org>

Ancestor Signature Ideas <https://familytreemagazine.com/projects/displaying-ancestor-signatures/>

Ancestry Printing <https://www.ancestryprinting.com/>

Storyworth https://welcome.storyworth.com/?tst=sw_quality